


WTA's **6** Unique Safety and Performance Features with Worldwide Appeal To Chemical Plants and Construction Companies...

2-part rising stem with outside roll-formed thread. Split spindle with anti-torque device and mechanical position indicator



Multiple wall multi-cycle stainless steel bellows designed for 10,000 operations, fully welded to eliminate leakages and situated away from flow stream





Full size safety gland packing made of pure graphite



The bonner flange sealing system is by means of tongue and groove with special pure graphite coated stainless steel camprofile gasket

Metal back seat, stroke limiter and anti-vibration device



Conical shaped piston seat made from chromium steel 1.4021, vacuum hardened or stellite 6, body seat armoured by stainless steel 1.4370 or stellite 21

